

# Development of a scenario model for the simulation of the technology diffusion in the commercial vehicle market in Germany

*Özcan Deniz (German Aerospace Center)*

*35<sup>th</sup> International Electric Vehicle Symposium and Exhibition (EVS35)  
Oslo, Norway, June 11-15, 2022*

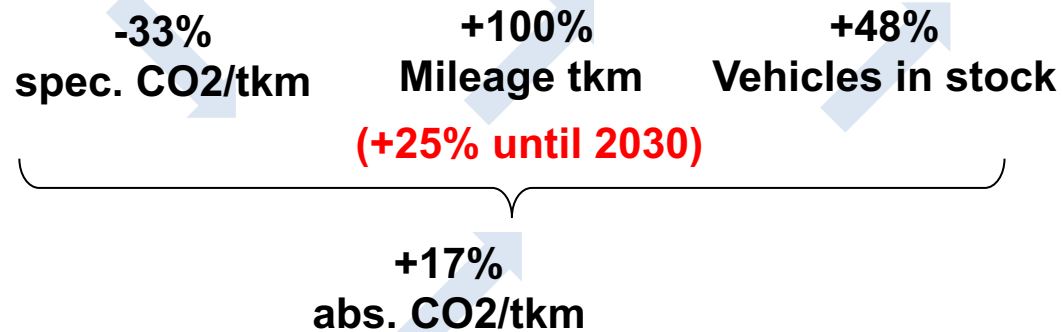


Knowledge for Tomorrow



# Development of the German road freight transport

*Development between 1995 and 2020*



*Climate Policy*



Paris Climate Agreement (UN)



Green Deal (EU Commission)



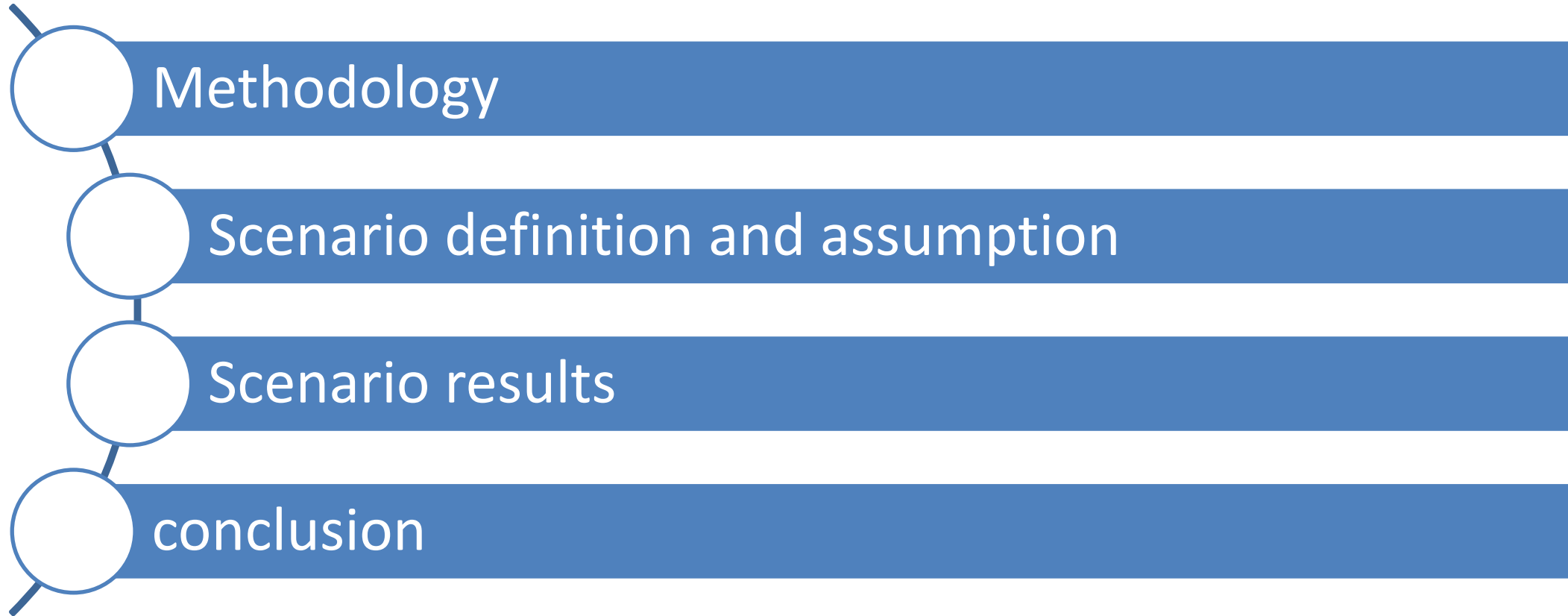
Federal Climate Protection Act

Energy Efficiency Strategy 2050 (2045)

→ scenario analyse of different technology set-ups to achieve climate neutrality in German Road freight Transport until 2045

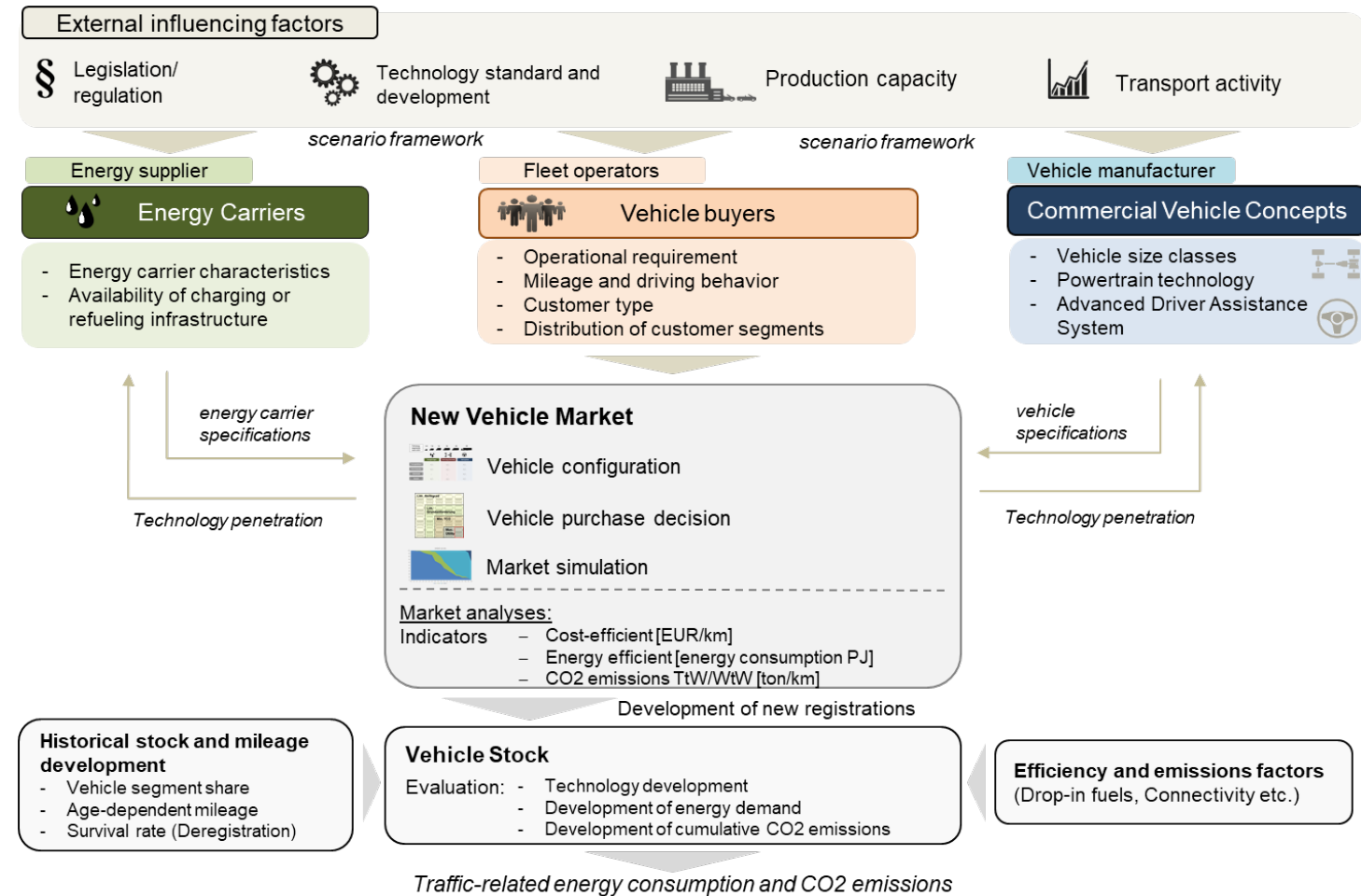


# Outline



# Methodology: scenario model structure

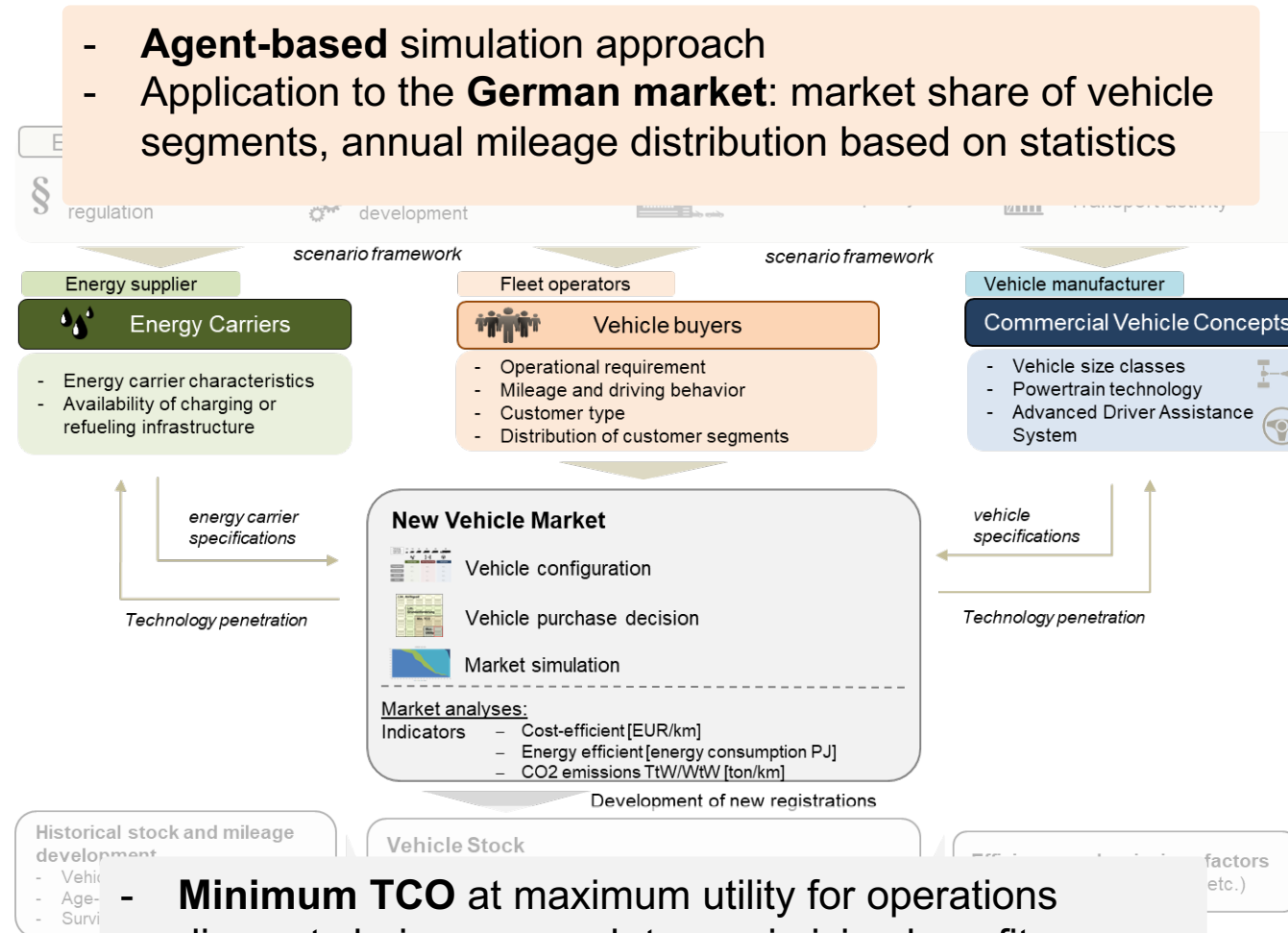
- The overall model is divided into two market models:
  - New vehicle market - simulation of the market potentials of alternative powertrains and energy sources.
  - Stock vehicle market - mapping of technology adoption and calculation of mileage-related CO2 emissions
- Technical implementation of the overall model in the vehicle technology scenario software VECTOR21 by DLR



# Methodology: Modeling of Supply and Demand

- **Agent-based** simulation approach
- Application to the **German market**: market share of vehicle segments, annual mileage distribution based on statistics

- **Nine reference energy carriers**: diesel, syn-diesel, CNG, syn-CNG, syn-LNG, electricity, comp. H2, Liquid H2
- **Bottom-up calculation of the energy price at the station**

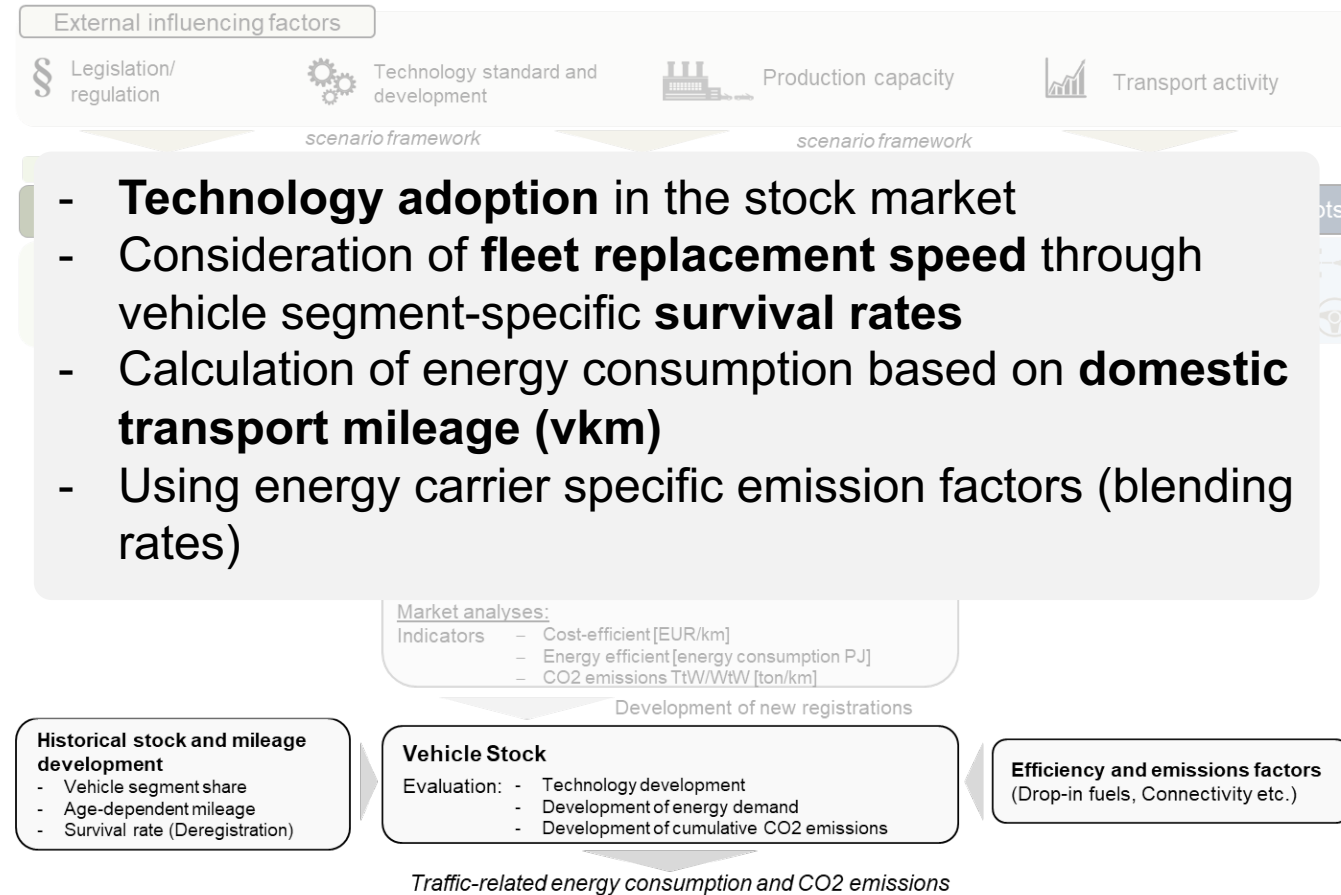


- **Six vehicle segments** (up to 40 tons gross vehicle weight)
- **Seven powertrain concepts**: ICE, MHEV, FHEV, PHEV, REEV, BEV, FCEV
- **Bottom-up vehicle specification** based on key component attributes

- **Minimum TCO** at maximum utility for operations
- discreet choice approach to maximizing benefits
- Checking the technology availability



# Methodology: Technology adoption and transport development



# Scenario definition

- Scenarios focusing on different technology options for the transport sector to meet climate targets.
- Considered scenarios:

Technology Scenarios (GHG -100% until 2045)



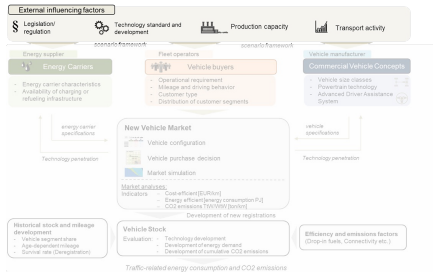
E-Fuels

Hydrogen

Electric Mobility



# Scenario assumptions



Relevant scenario measures for a „climate protection – GHG-neutrality in 2045“ scenario:

- EU average CO<sub>2</sub> emission targets for LDV and HDV: 0 g/km /tkm in 2040
- (domestic) CO<sub>2</sub> price: 2030: 100 €/ton CO<sub>2</sub>; 2045: 300 €/ton CO<sub>2</sub>
- Forecast vehicle mileage: 2020: 83.5 billion veh-km; until 2030: +10%; until 2050 +20% compared to 2020
- Crude oil price: 2020: 36€/bbl; 2030: 69€/bbl; 2050: 85€/bbl

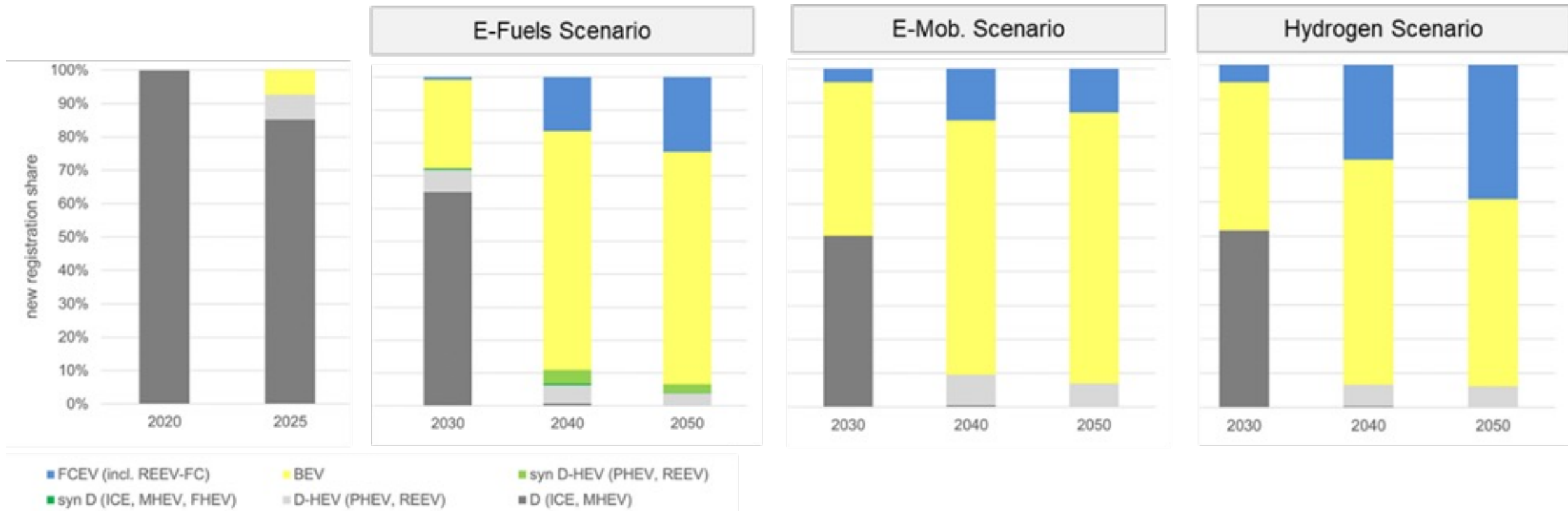
	E-Fuels	E-Mob	H2-Mobility
EU Fleet CO <sub>2</sub> Emission regulation	Crediting of E-Fuel Blends in EU CO <sub>2</sub> fleet emission regulation	-	-
Toll	-		Toll exemption for BEV and FCEV until 2035
Vehicle tax	-		Tax exemption for BEV and FCEV until 2035
Energy tax	Tax exemption for E-Fuels until 2035	-	Tax exemption for H <sub>2</sub> until 2035
Energy carrier price	Syn Diesel: 3,09 €/l (2030)	Electricity: 0,30 €/kWh (2030)	Hydrogen: 5,67 €/kg (2030)
Technology development	ICE (BTE 55% in 2030)	Lithium-Ion Bat system min price: 91€/kWh	Min. prices: Fuel Cell System 121€/kW, H <sub>2</sub> -Tank-System 322€/kg
Infrastructure availability	-	Roll-out Megawatt-Charger (800kW) until 2030	Roll-out public H <sub>2</sub> -Station (CH <sub>2</sub> ) until 2030





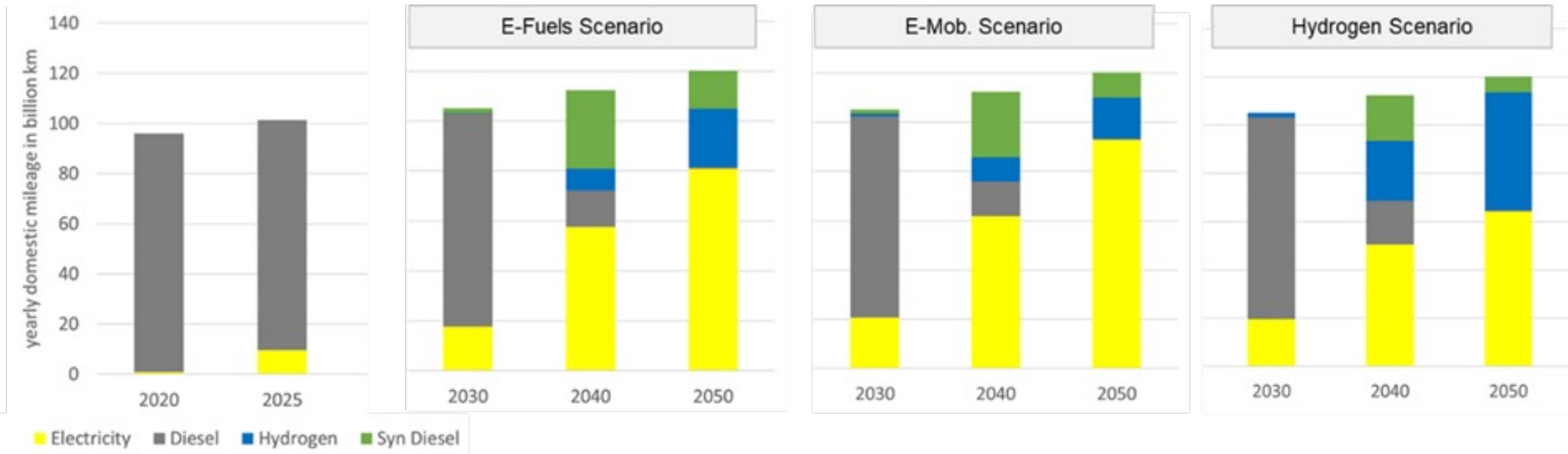
## Results: Market potential of alternative powertrains

- BEV as dominate powertrain post-2030 – especially for Light Duty Vehicles
- Market potential of Fuel Cell Electric Heavy Duty Vehicles in long haul operation
- Imitated adoption of E-fuels based ICEV



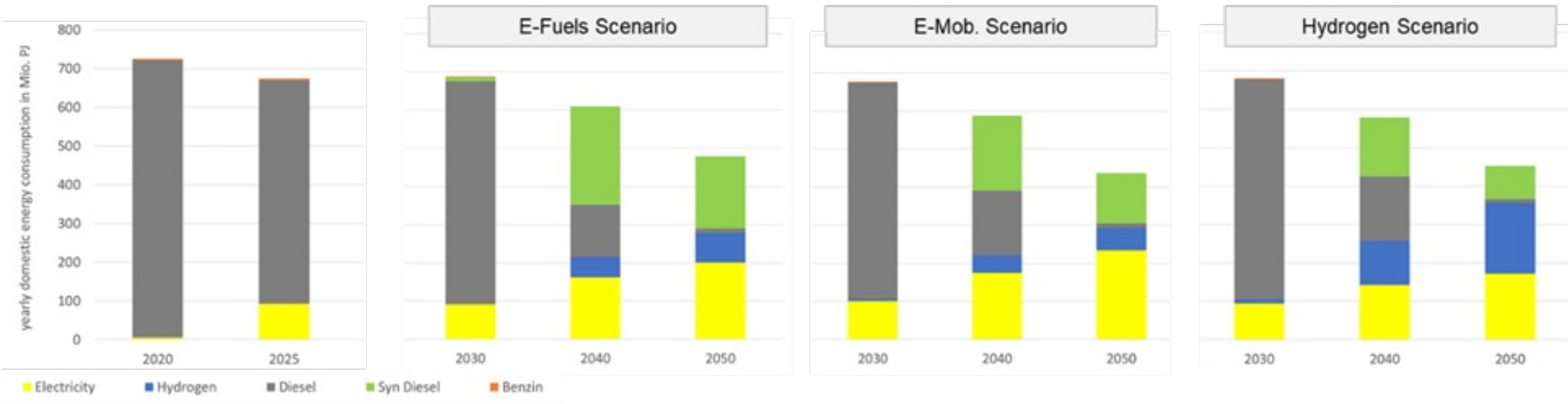
## Results: Development of the vehicle mileage per energy type

- Increased share of electric mileage in all scenarios
- E-Fuel share in vehicle mileage mainly through blends for stock vehicles
- The target of 1/3 of the mileage being driven electric in 2030 will not be met in any of the scenarios



## Results: Development of the end energy demand

- Increasing share of BEVs while total mileage increases, reduce final energy demand in all scenarios
- The “Energy Efficiency Target for 2050” is met at closest by the Electric Mobility scenario



# Conclusion

## Methodology


- This paper presents a scenario model to simulate the diffusion of alternative powertrains and energy carriers in the German road freight vehicle market
- Three technology scenarios are described to achieve climate neutrality in road freight transport until 2045
- The scenario model and analysis show a suitable approach to evaluate policy measures

## Results

- The scenario comparison highlights that the direct electrification predominantly shows the greatest market potential
- However, the targets in 2030 for the road freight transport sector will not be met. A technology transformation alone will not be enough.

## Outlook

- The attributes of specific synthetic energy carriers should be modeled and a discrete choice approach for measuring user preferences should be extended by a survey among logistics operators.



# Thank you!

**Özcan Deniz**

German Aerospace Center  
Institute of Vehicle Concepts  
Wankelstraße 5  
70563 Stuttgart, Germany

Telephone +49 711 6862-8637  
Email [oezcan.deniz@dlr.de](mailto:oezcan.deniz@dlr.de)



Knowledge for Tomorrow

